Velocity
DETECTION OVER TIME
The UL864 Brand Manufactured By Zeta Alarms Ltd

VL-MMP/6

MODULAR MULTILOOP FIRE ALARM CONTROL PANEL

Description

The Velocity is a powerful and sophisticated Analogue Addressable Fire Alarm Control Panel that offers a variety of modular components which allow it to meet a wide variety of applications.

The graphical touch screen provides a clear, uncluttered and intuitive interface which results in the end user requiring minimal training.

The control panel has the capability to support complex cause and effect programming and a wide range of user controllable functions that make the panel suitable for a vast range of projects from multi-site commercial developments through to industrial applications.

The addressable devices of the Velocity panel use soft addressing using the VDOT-AD2 handheld programming tool which helps minimise the potential for error and reduce the installation time associated with hard addressing.

It can operate as part of a networked system of up to 64 panel's Peer-to-Peer, or a standalone panel. It has powerful programming options that allow configurable control over whether messages from specific panels are transmitted around the network or remain local.

Each system component has been specifically designed to operate as part of a Velocity UL Listed system providing assurance that the detectors, interfaces, NAC devices, and panel are all fully compatible with each other and that the full range of system functionality is supported by all devices.



Features:

- Modular construction allows a panel to be specified using just the required modules.
- Up to 4 SLC modules.
- 4.3" colour touch screen display.
- Capacity for up to 6 intelligent modules.
- Full system redundancy.
- Connection to TCP/IP module.
- Extensive Day/Night mode programming.
- Full cause & effect programming via front panel or the Velocity Connect PC Software.
- 8032 Events Log.
- Using multiple VL-ZMA & VL-ZMB modules, the panel can be configured into a fully functioning conventional panel.
- 254 Velocity devices per SLC.
- 254 available programmable zones.
- Up to 64 panel peer-2-peer network.
- Positive Alarm Sequence.
- Automatic Drift Compensation.
- Alarm Verification.
- Mains Trouble output delay programmable from 0 to 240 minutes.
- NAC special application 24V mode.
- 240W Power Supply

NOT TO BE USED FOR INSTALLATION PURPOSES.
Velocity reserves the right to make changes at any time without notice in prices, colours, materials, components, equipment, specifications and models and also to discontinue models.

Specifications

Code	
Description	UL Intelligent Addressable Control Panel
Standard	UL864 10th Edition
Main Primary Supply	
Mains AC Supply Voltage	240/120 VAC
Mains AC Supply Frequency	50/60 Hz
Power Supply DC Rating	30VDC 10A
Battery Secondary Supply	
Battery Voltage	24Vdc
Battery Charge Current	1.1A (Max)
Battery Capacity (Supervised)	2 x 12Ah, 12 VDC Sealed Lead Acid (Max)
Notification Appliance Circuits (VL-NCA & VL-NCB)	
NAC Voltage	29VDC Nominal (19V - 29V)
Maximum Current	1A (VL-NCA) / 500mA per Circuit (VL-NCB)
Maximum Line Resistance	1.8Ω Total (VL-NCA) / 3.6Ω Total (VL-NCB)
Wiring Class	Class A (VL-NCA) & Class B (VL-NCB) [Power limited & Supervised]
Special Applications	Auxiliary 24VDC Output [Power limited & Unsupervised]
Signaling Line Circuits (VL-SLC)	
Rated Voltage	35VDC Nominal (24V - 39V)
Maximum Current	500mA
Maximum Device Capacity	254 Addresses
Maximum Line Resistance	50Ω (200mA) / 20Ω (500mA)
Maximum Capacitance	100nF
Wiring Class	Class X or Class A [Power limited & Supervised]
VL-TRM Relay Outputs	
Alarm	(C,NO,NC) Contact rating: 125VAC @ 0.5A / 30VDC @ 1A
Trouble	Normally Energised (C,NO,NC) Contact rating: 125VAC @ 0.5A / 30VDC @ 1A
Network	
Maximum Network Size	64 Nodes
Maximum Distance Between Nodes	1KM
Software	
Maximum Software Zones	254 Zones
Maximum Event Log	8032 Events
Software Programming	Touchscreen LCD or Velocity Connect PC Software
Display	
LCD	4.3” Resistive Touch Screen. 480 x 272 Pixel Resolution
LED Indicators	1 Red (1 x Alarm), 1 Green (Power), 10 Yellow (1 x Supervisory, 1 x Trouble, 1 x Alarm Silenced, 1 x Controls Active, 1 x NAC Active, 1 x General Disablement, 1 x General Test, 1 x NAC Trouble/Disablement, 1 x NAC Delay, 1 x CPU Trouble).
Button Controls	Silence Alarm, Ack, Scroll, Reset, Drill
Enclosure	
Dimensions H x W x D (mm)	535mm x 385mm x 150mm
Weight	9KG
Cable Entries	34
Max Module Capacity	6
Environmental	
Operating Temperature	0°C (32°F) to 49°C (120°F)
Relative Humidity	93% Non-Condensing

Product Codes

Description	Codes
Velocity MMP6 Addressable Control Panel (Red)	VL-MMP/6
Velocity MMP6 Addessable Control Panel (Black)	VL-MMP/6-B

Module List

Description	Codes
Signaling Line Circuit Module - 1 x Class A	VL-SLC
Multi Input Module - 6 x Class B	VL-MIM
Zone Monitor Module - 3 x Class A	VL-ZMA
Zone Monitor Module - 6 x Class B	VL-ZMB
Multi Relay Module - 3 x Form C	VL-MRM
NAC Module - 1 x Class A	VL-NCA
NAC Module - 2 x Class B	VL-NCB
Netwrok Module - 2 x RS485	VL-NWM
Local Area Network Module	VL-LAN
Modbus Module - 1 x RS485	VL-MBM
RS232 Printer Module - 1 x RS232	VL-232

Panel Interior View

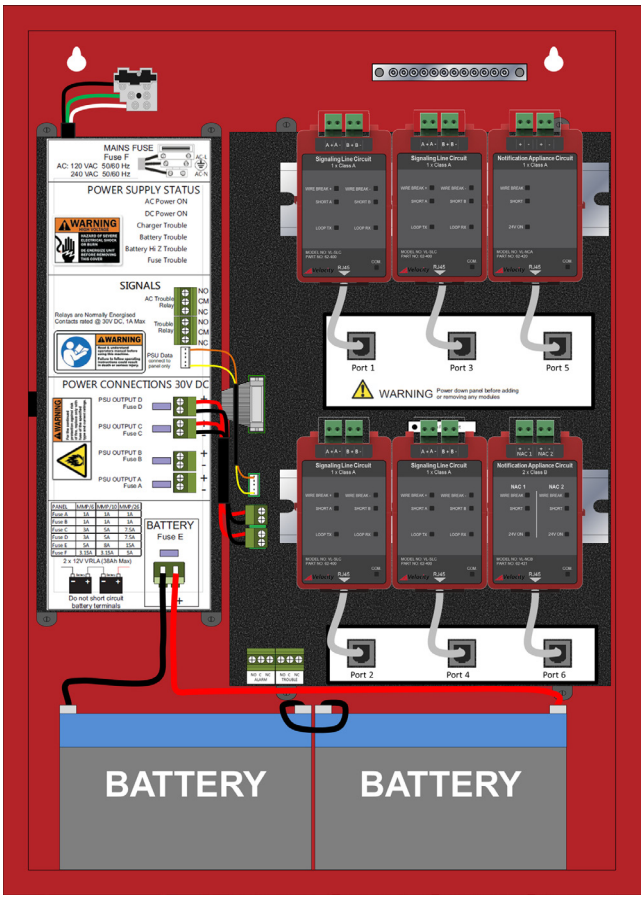

Dimensions



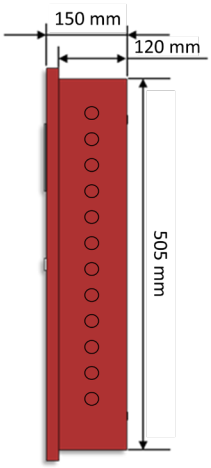

Benefits

- Troubleshooting and programming time minimised by utilising a range of feature such as SLC auto search, walk test, system details menu's etc.
- Full system redundancy.
- Menu driven graphical touch screen user interface for ease of operation.
- Supports a comprehensive range of DIN mounted panel modules and devices for greater flexibility in design.
- Available in a variety of different panel enclosure sizes to better suit a sites requirements.
- Touch screen full functioning annunciator available.

All specifications are subject to change without any notice.
For more information, contact with VELOCITY.

Zeta Alarms Limited
72-78 Morfa Road, Swansea
SA1 2EN
Tel: +44 1792 455 175 FAX: +44 1792 455 176

Distributed By

http://www.velocity-ul.com